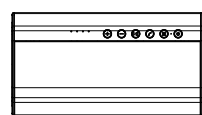


**SB-X150**  
User Manual




**Unboxing**



SB-X150



Type-C charging cable

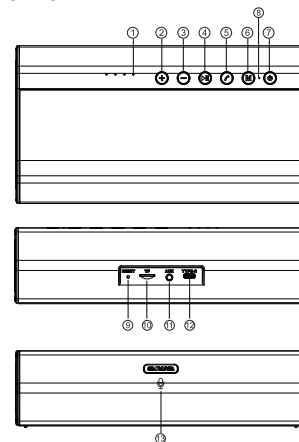


User Manual



3.5mm line-in AUX cable

**Product Overview**



1. Battery life indicator light
2. Volume+/Next track
3. Volume-/Previous track
4. Play/Pause/TWS connection/BT Disconnection
5. Hands-Free calling
6. Mode
7. Power button
8. Status indicator light
9. Reset button
10. TF card slot
11. AUX in slot
12. Type-C charging port
13. Built-in microphone

**Power ON/OFF**

Hold down power button (⏻) for 3 seconds.

**Switching playback modes**

Short press mode button (⏮) to switch between BT-AUX-TF card mode.

**TWS Connection/ BT Disconnection**

Double press (⏮) to initiate TWS connection.

Long press (⏮) to disconnect BT connection.

**Volume +/-, Next/Previous Track**

Long press (⏮) & (⏭) button to decrease & increase audio volume respectively.

Short press (⏮) & (⏭) to trigger previous & next track respectively.

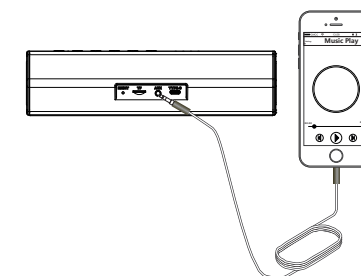
**TF Card Playback**

Insert TF card. (Audio prompt accompanied by Orange indicator light indicates successful connection). Playback will start immediately.

**AUX Line-in Playback**

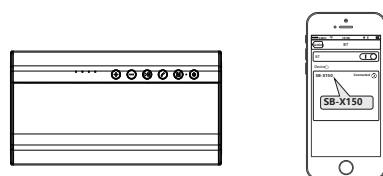
Power up the speaker, insert 3.5mm audio cable. (White indicator light indicates successful connection).

\*Please switch off the device when not in usage.\*



**BT Connection**

1. Power on SB-X150.
2. Find "SB-X150" in your mobile BT devices list and connect.

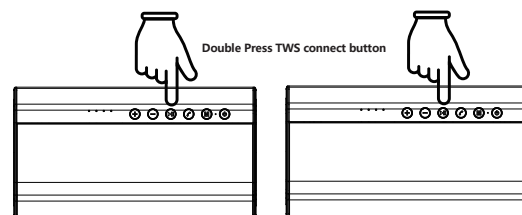


**TWS (True Wireless Stereo) Playback**

Double press TWS button on both devices simultaneously to establish TWS connection.

(Product is compatible with our SB-X Range 100/120/150. Please refer to [www.int-aiwa.com](http://www.int-aiwa.com) for more updated information regarding our product line up.)

Perform BT connection (refer to BT Connection) with host unit only (Flashing Indicator Lights)



**TWS (True Wireless Stereo) Disconnection**

Long press TWS button to stop TWS connection.

**Connect to 2 devices**

The SB-X150 can connect up to 2 devices.

Perform BT connection twice sequentially (refer to BT Connection) with the speaker unit.

SB-X150 will prioritize the first connected device's playback. Pausing of the first device playback is necessary for secondary device playback.

**LED Indicator light**

<b>BT mode:</b>	Flash quickly	BT ready to pair
	Flash slowly	BT connected successfully
	Stay on	Playing music
<b>White AUX mode:</b>	Flash	Slowly Pause
	Stay on	AUX IN Playing
	Flash slowly	Pause
<b>Orange TF mode:</b>	Stay on	TF card play
	Flash slowly	Pause

**Low battery requirement:**

Audio prompt " Beep" will be played. Speaker will shutdown after 3 prompts.

**Specification**

Item:Wireless Portable Speaker	Model name:SB-X150
Rated Voltage:DC5V	BT version:5.0
Rated input current:1A	Support Audio format:aptX/SBC/AAC/MP3
BT working rang:20M	Battery:18650 /2600mAh
Mid&high driver output:10W	Bass driver output:20W
Play time:4-6Hours	Charging time:3~4Hours
Dimension:230*125*60mm	Weight:1122g

**Battery & Charging**

Connect Micro-USB charging cable to any power source and to SB-X150 as shown.

\*Supports 5V,9V,15V,20V quick charging. Maximum quick charging output: 30 W\*

\*Charging time 3-4 Hours\*

\*Playback time 4-6 Hours\*

